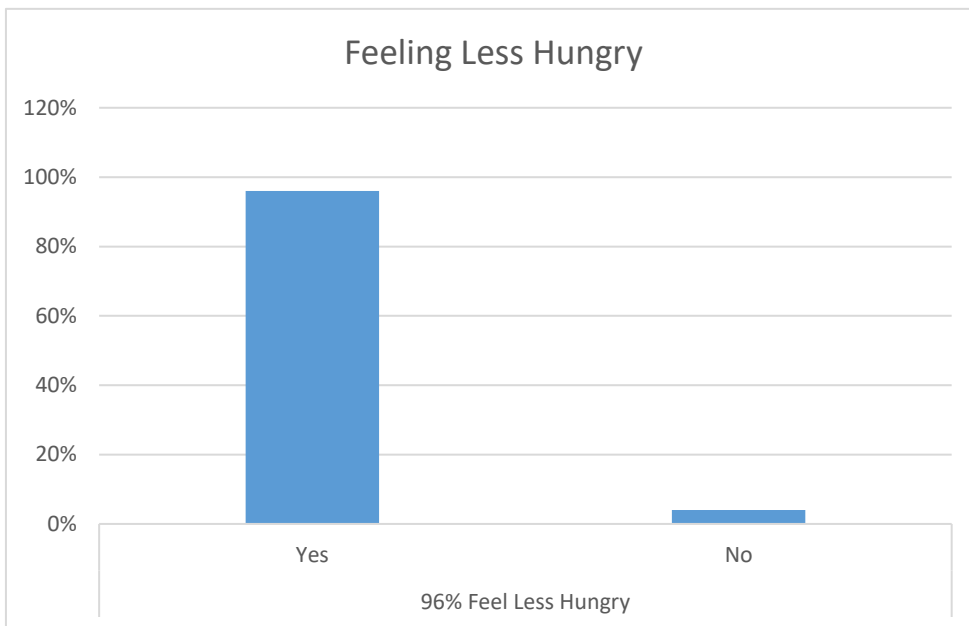


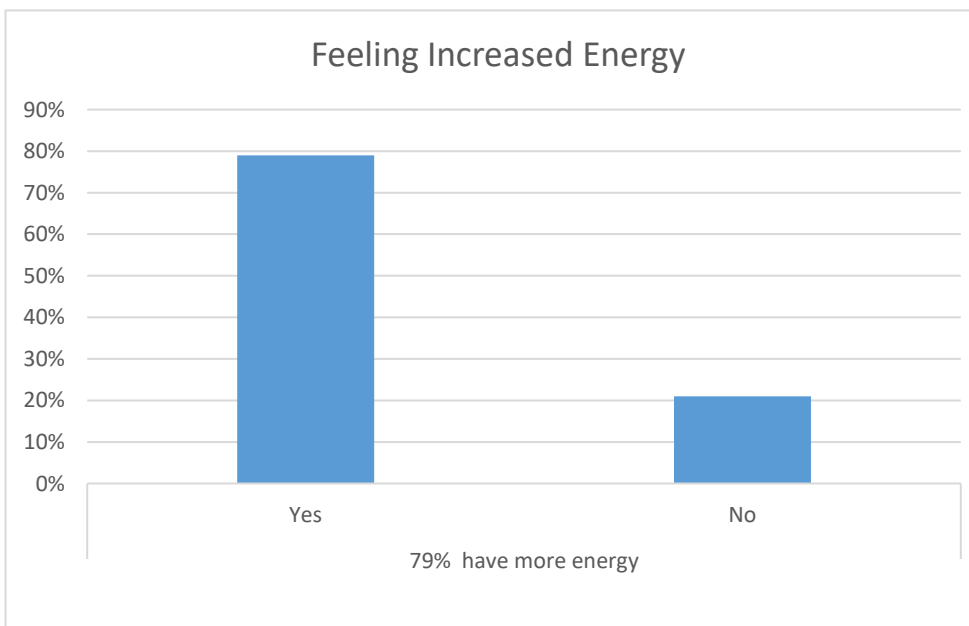
# LBFPD Hunger & Nutrition Client Impact Survey Results October 2022

Q1: Has the Long Beach Food Delivery Program helped you feel less concerned about getting groceries?  
Yes-96% No-4%



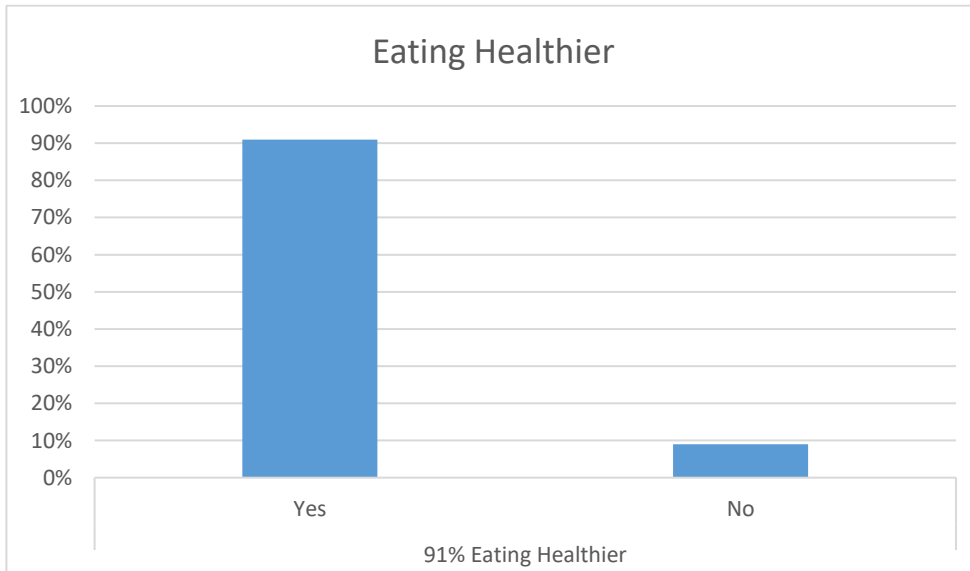
Q2: Have you seen improvements in your health since starting the program?  
Yes-78% No-22%

Q3: Do you feel like you have more energy since starting the program?  
Yes-79% No-21%



Q4: Do you feel like you are eating healthier now?

Yes-91% No-9%



Q5: Are you getting foods that your doctor recommended you eat more of?

Yes-83% No-17%

Q6: How much of your nutrition comes from the LBFDP?

Most-25% Some-67% Very Little-8%

Q7: Has the LBFDP helped increase your fruit and vegetable intake?

Yes-89% No-11%

Q8: Have your dietary preferences and/or cultural food preferences been met?

Yes-84% No-16%

Q9: Has the LBFDP given you the opportunity to try new foods?

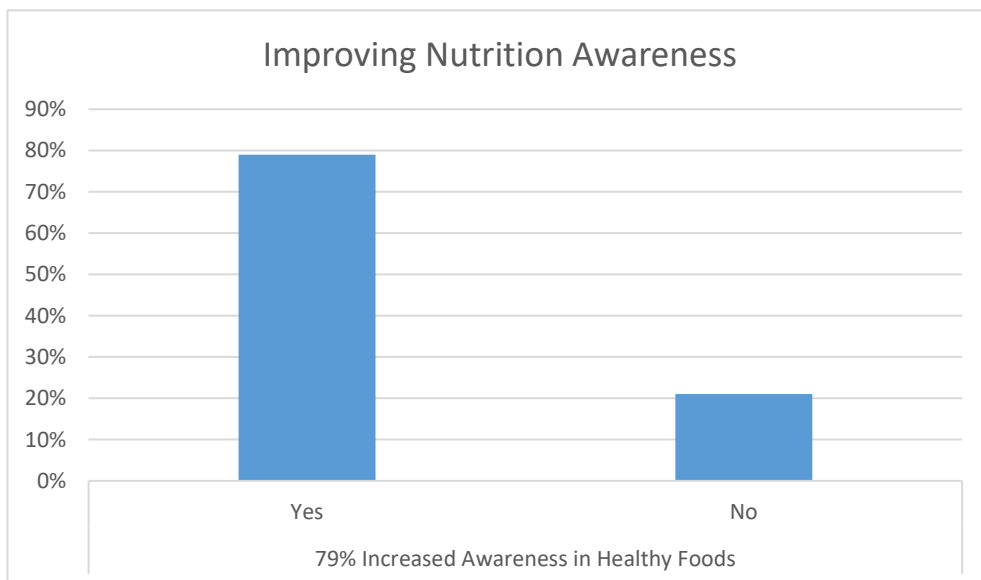
Yes-84% No-16%

Q10: Has the LBFDP given you the opportunity to try new recipes?

Yes-82% No-18%

Q11: Has your awareness of healthy foods increased?

Yes-79% No-21%



Q12: How often does the LBFPD make up your weekly intake of groceries?  
 1 Day-10%                      3 Days-61%                      5 Days-12%                      7 Days-10%                      Over a week-7%

Q13: What are some of your other food sources?  
 Grocery shop by yourself-49%                      Caregiver shops for you-38%  
 Meals on Wheels-9%                      Other home delivery program-4%  
 Congregation-0%

Q14: Do you live alone or with your family?  
 Alone-71%                      With family-29%

Q15: Do you have a caregiver?  
 Yes-49%                      No-51%

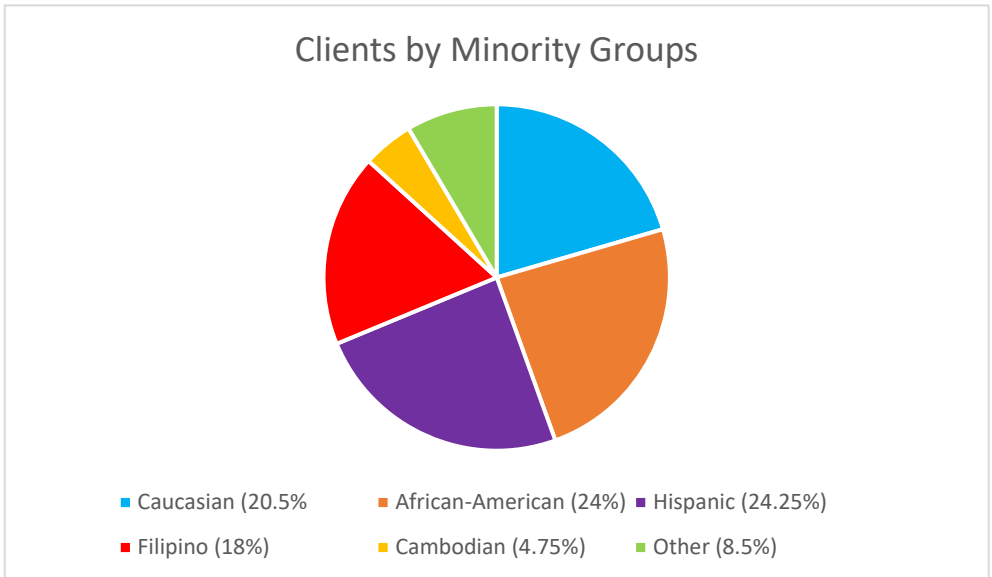
Q16: Are you able to prepare your meals yourself?  
 Yes-84%                      No-16%

Q17: Do you use any assistive devices (cane, wheelchair) when shopping for food or cooking?  
 Yes-63%                      No-37%

Q18: Has participating in the LBFPD helped you save money that could be used towards other expenses?  
 Yes-92%                      No-8%

Q19: What is your age?  
 Under 60-10%                      60-69-37%                      70-79-30.25%  
 80-89-17.75%                      90-100-4.24%                      100+-0.25%

Q20: What is your ethnicity?



Q21: What is your zip code?  
 90802-6.75%                      90803-0.75%                      90804-2.75%                      90805-13.5%  
 90806-16%                      90807-3%                      90808-0.25%                      90810-29%  
 90813-26.25%                      90814-0.75%                      90815-0.5%